

Scaled data based on original data using  
LM-79-08 Approved Method: Electrical and Photometric Measurements of Solid-  
State Lighting Products

Test Report Prepared for  
Cooper Lighting Solutions  
(formerly Eaton)

Brand: McGRAW-EDISON

Report Number: P385488

Luminaire Tested: **GWC-SA1A-740-U-SL2-HSS**

Issue Date: 3/3/2020

**Test Information**

Test Method: LM-79-08  
Report Number: P385488  
TEST IS SCALED FROM IESNA LM-79-08 TEST DATA (G2-1903-205-21)  
Test Lab: INNOVATION CENTER  
Issue Date: 3/3/2020  
Manufacturer: COOPER LIGHTING SOLUTIONS (FORMERLY EATON)  
Product Line: MCGRAW-EDISON  
Catalog Number: GWC-SA1A-740-U-SL2-HSS  
Description: GALLEON WALL LUMINAIRE  
(1) 70 CRI, 4000K, 615mA LIGHTSQUARE WITH 16 LEDS AND TYPE II SPILL LIGHT  
ELIMINATOR OPTICS WITH HOUSE SIDE SHIELD  
Light Source: -  
Ballast/Driver: ELECTRONIC DRIVER

**Summary**

Lumens per Lamp: N/A  
Luminaire Lumens: 4123 lumens  
Efficiency: N/A  
Efficacy: 121.3 lumens/watt  
Luminous Opening: Rectangular (W 0.5' x L: 0.5' x H: 0')  
IES Classification: Type III - Medium  
BUG Rating: B1 - U0 - G1

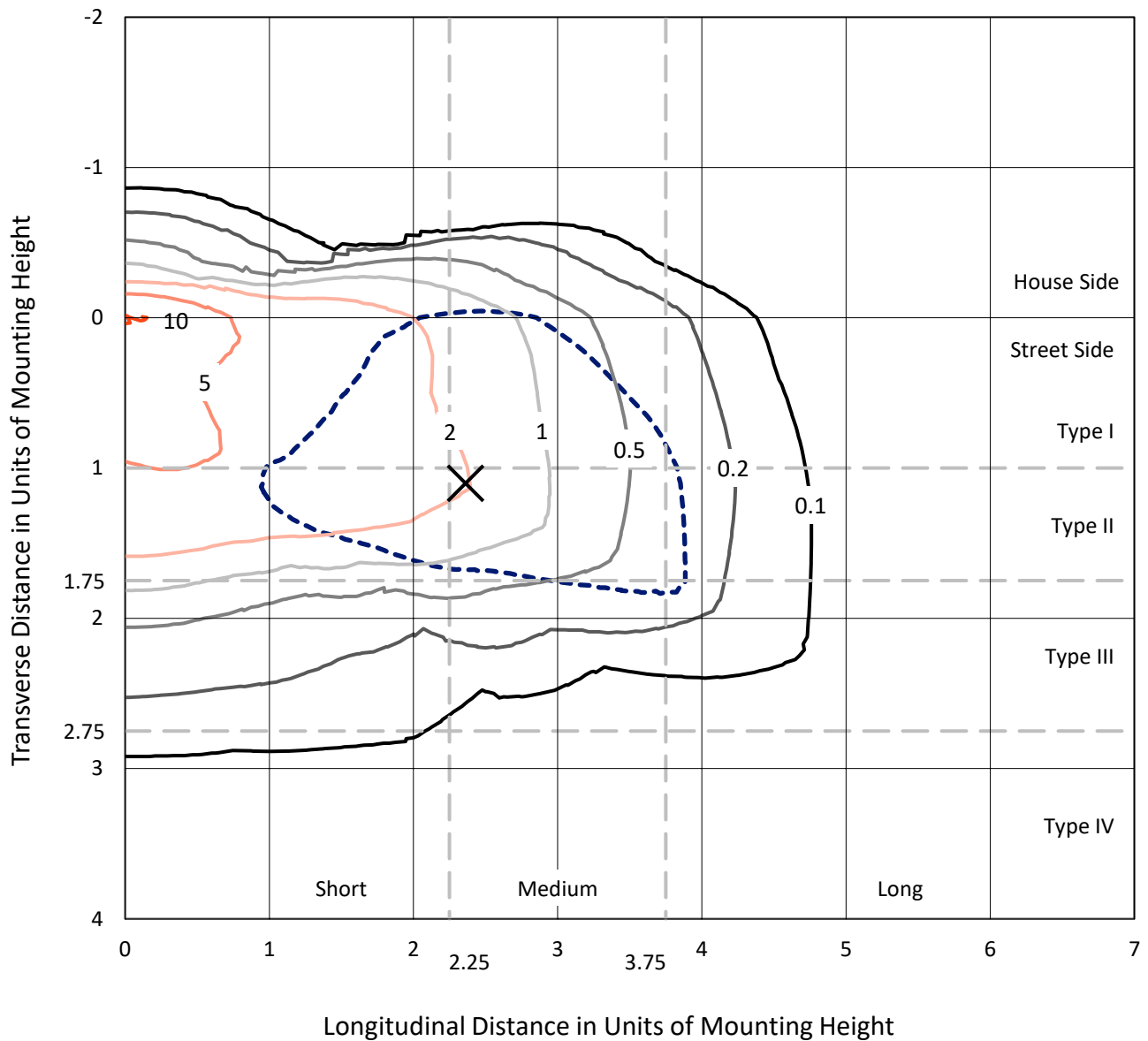
Input Watts (W): 34  
Input Voltage (V): NR  
Input Current (Ain): NR  
Voltage Rise (V): NR  
Power Factor: NR  
Total Harmonic Distortion (THDi): NR  
Frequency (hertz): 60  
Stabilization Time: NR  
Operation Time: NR  
Ambient Temperature (°C): NR  
Test Distance: 24 FT



REPORT NUMBER: P385488  
 CATALOG NUMBER: GWC-SA1A-740-U-SL2-HSS

### Iso-Footcandle Lines of Horizontal Illumination

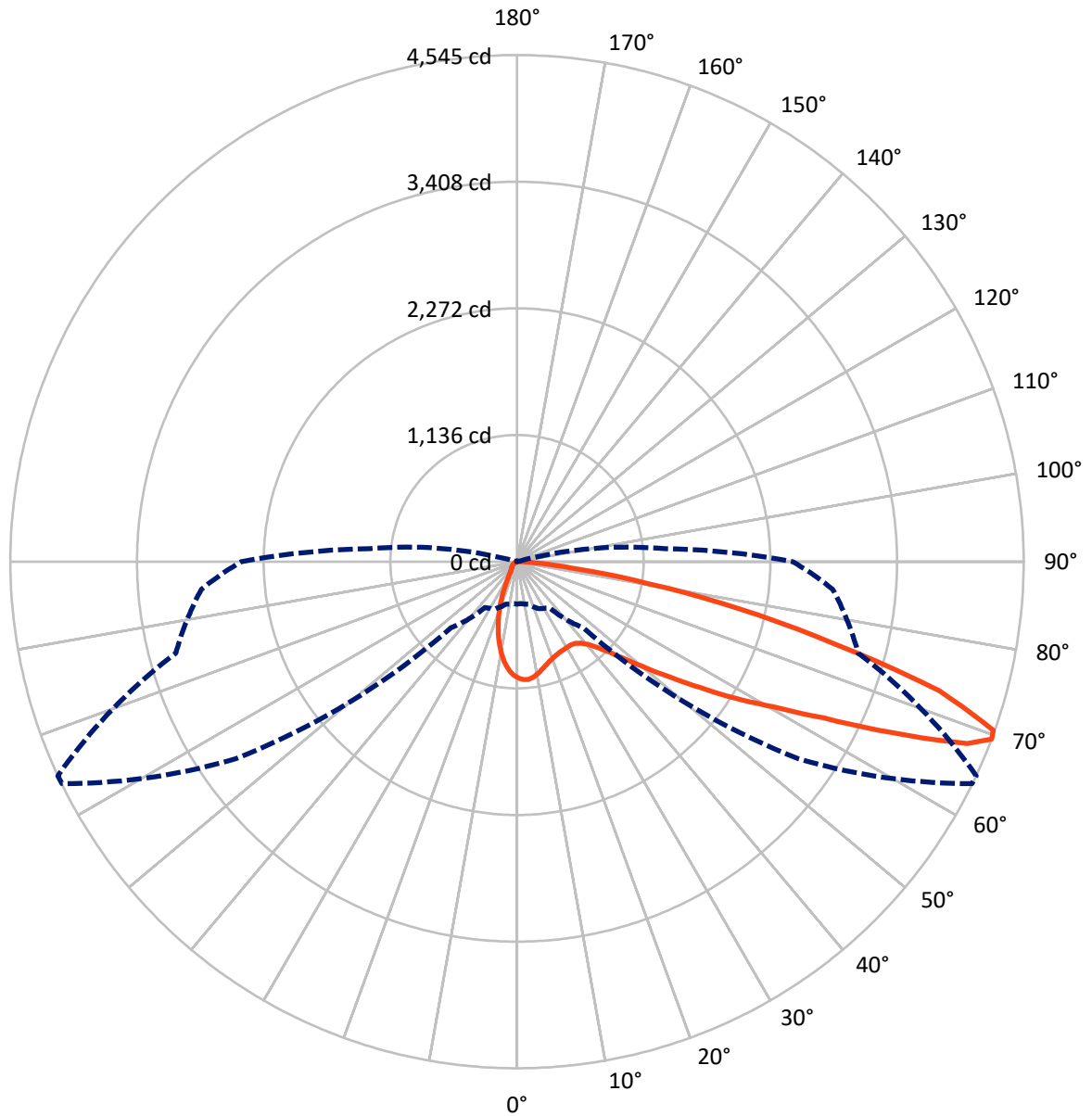
✕ Max cd  
 - - - 1/2 Max cd



Based on 10 foot mounting height. Maximum calculated value = 10.4 fc  
 Type III - Medium - N/A

REPORT NUMBER: P385488  
CATALOG NUMBER: GWC-SA1A-740-U-SL2-HSS

### Luminous Intensity Polar Plot



— Vertical Plane Through 65-Deg Lateral    - - - Horizontal Cone Through 69-Deg Vertical

REPORT NUMBER: P385488

CATALOG NUMBER: GWC-SA1A-740-U-SL2-HSS

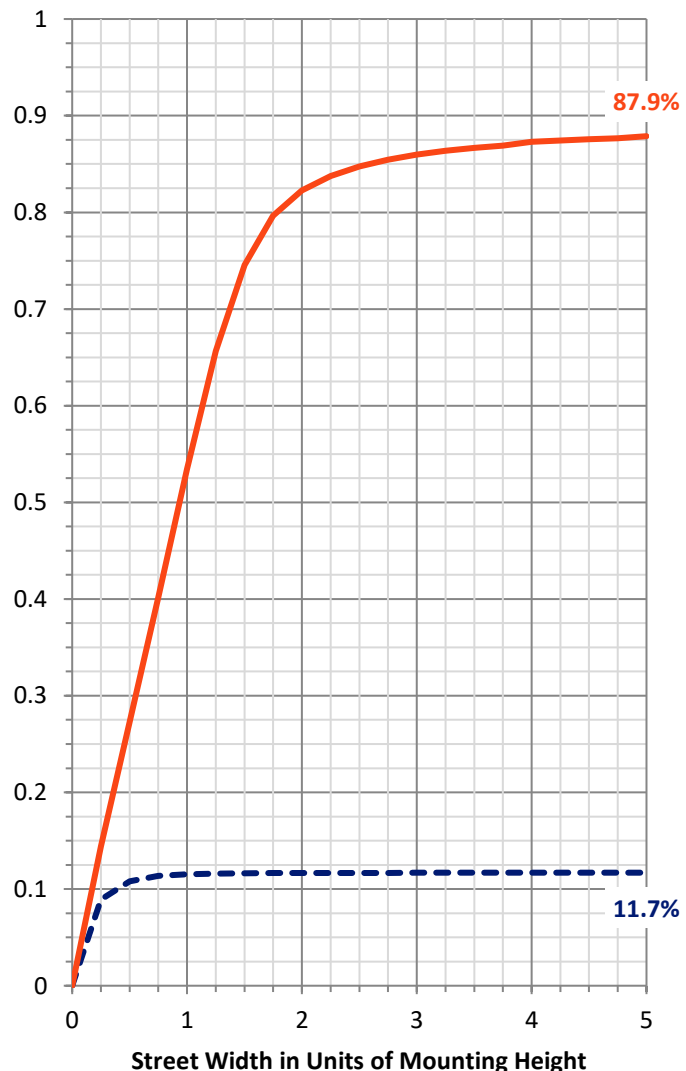
**FLUX DISTRIBUTION:**

		Downward	Upward	Total
<b>House Side</b>	Lumens	486.0	0.0	486.0
	% Fixture	11.8	0.0	11.8
<b>Street Side</b>	Lumens	3637.0	0.0	3637.0
	% Fixture	88.2	0.0	88.2
<b>Total</b>	Lumens	4123.0	0.0	4123.0
	% Fixture	100.0	0.0	100.0

**Coefficient of Utilization**

**ZONAL LUMENS:**

Zone	Lumens	% Fixture
0°-10°	87.1	2.1
10°-20°	190.7	4.6
20°-30°	264.2	6.4
30°-40°	368.3	8.9
40°-50°	572.5	13.9
50°-60°	919.1	22.3
60°-70°	1039.6	25.2
70°-80°	610.6	14.8
80°-90°	71.0	1.7
90°-100°	0.0	0.0
100°-110°	0.0	0.0
110°-120°	0.0	0.0
120°-130°	0.0	0.0
130°-140°	0.0	0.0
140°-150°	0.0	0.0
150°-160°	0.0	0.0
160°-170°	0.0	0.0
170°-180°	0.0	0.0
0°-90°	4123.0	100.0
0°-180°	4123.0	100.0



REPORT NUMBER: P385488

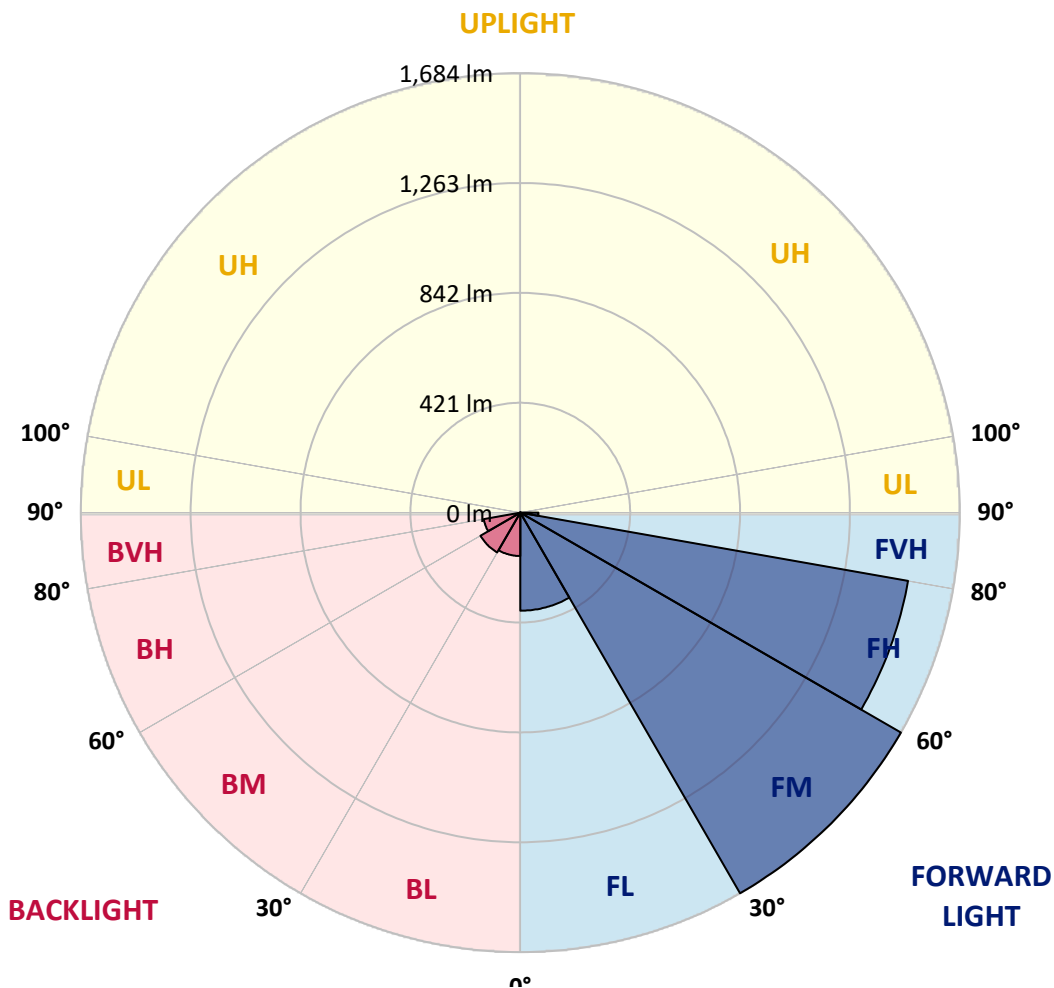
CATALOG NUMBER: GWC-SA1A-740-U-SL2-HSS

**LUMINAIRE CLASSIFICATION SYSTEM LUMEN TABLE AND BUG RATING:**

Zone	Lumens	% Fixture	Zone Rating/Lumen Limit		
			B	U	G
FL (0°-30°)	375.7	9.1			
FM (30°-60°)	1683.7	40.8			
FH (60°-80°)	1508.1	36.6			G1/1800
FVH (80°-90°)	69.4	1.7			G1/100
BL (0°-30°)	166.3	4.0	B1/500		
BM (30°-60°)	176.1	4.3	B0/220		
BH (60°-80°)	142.0	3.4	B1/500		G1/500
BVH (80°-90°)	1.6	0.0			G0/10
UL (90°-100°)	0.0	0.0		U0/0	
UH (100°-180°)	0.0	0.0		U0/0	

**BUG Rating: B1-U0-G1**

Type III Medium





REPORT NUMBER: P385488

CATALOG NUMBER: GWC-SA1A-740-U-SL2-HSS

**CANDELA DISTRIBUTION (FULL):**

	0°	5°	15°	25°	35°	45°	55°	64°	65°	75°	85°
0°	1041.9	1041.9	1041.9	1041.9	1041.9	1041.9	1041.9	1041.9	1041.9	1041.9	1041.9
2.5°	1051.1	1048.5	1050.6	1055.1	1057.4	1057.4	1059.2	1057.1	1057.8	1052.7	1045.4
5°	985.4	981.4	987.1	999.8	1015.5	1029.0	1048.9	1059.3	1060.4	1060.6	1052.0
7.5°	914.5	910.9	919.4	934.4	954.7	979.6	1014.3	1044.7	1046.4	1062.8	1056.5
10°	857.0	854.3	864.3	880.3	904.1	932.0	974.5	1016.8	1021.8	1058.1	1055.8
12.5°	811.3	809.2	818.6	837.1	861.3	892.2	936.7	985.7	992.5	1047.5	1052.4
15°	777.9	777.6	785.4	803.2	830.1	858.9	904.4	956.9	964.8	1036.0	1051.8
17.5°	760.5	761.0	766.8	781.9	805.0	833.6	877.2	932.7	941.2	1025.7	1054.5
20°	758.7	759.3	762.4	770.9	789.6	814.9	855.0	912.3	921.2	1018.0	1058.6
22.5°	774.1	773.7	774.6	773.7	784.2	803.4	840.4	896.6	906.9	1012.9	1062.0
25°	803.6	803.1	802.7	796.2	789.3	799.6	834.3	887.7	897.4	1009.3	1063.9
27.5°	844.6	844.2	843.7	833.1	812.1	805.7	835.0	884.3	892.5	1006.3	1063.5
30°	898.5	900.9	900.2	885.4	852.8	824.3	842.3	882.6	889.8	1000.5	1059.9
32.5°	961.8	966.7	970.5	954.7	913.8	861.3	859.2	884.5	889.8	996.2	1053.2
35°	1027.6	1033.9	1048.0	1042.4	988.7	917.0	888.4	896.0	900.4	998.6	1050.1
37.5°	1092.3	1099.8	1130.5	1146.7	1086.7	990.6	933.7	924.5	926.7	1013.5	1053.6
40°	1167.5	1178.8	1225.4	1251.6	1203.8	1089.2	1001.6	973.3	974.2	1046.1	1069.8
42.5°	1266.2	1277.9	1328.4	1369.4	1335.7	1213.7	1093.7	1048.0	1047.1	1107.1	1108.0
45°	1386.6	1398.8	1451.0	1496.5	1481.4	1361.3	1211.6	1157.0	1156.0	1203.4	1180.4
47.5°	1523.1	1535.1	1581.7	1628.6	1645.0	1533.7	1361.9	1305.9	1303.4	1337.3	1292.2
50°	1640.1	1648.0	1690.9	1754.0	1828.0	1745.5	1548.7	1494.8	1492.2	1515.0	1456.4
52.5°	1682.7	1687.2	1730.8	1819.3	2003.9	2032.3	1794.2	1724.7	1722.8	1732.8	1675.0
55°	1596.5	1604.7	1658.3	1789.5	2099.1	2356.5	2104.0	2009.5	1995.0	1973.5	1903.6
57.5°	1361.7	1374.8	1432.3	1606.8	2054.6	2613.6	2559.4	2331.5	2310.2	2179.0	2089.4
60°	1020.3	1036.3	1084.1	1272.4	1817.2	2705.2	3056.9	2690.4	2642.4	2342.7	2260.2
62.5°	700.1	708.1	740.6	863.2	1338.3	2555.2	3473.2	3171.0	3083.4	2520.6	2444.9
65°	534.7	537.5	550.8	593.0	796.9	2075.6	3638.8	3805.2	3699.3	2733.5	2636.6
67.5°	430.9	428.7	447.0	507.3	533.7	1266.2	3445.6	4405.2	4355.6	3018.0	2829.6
69°	380.0	376.8	395.5	465.6	501.2	837.1	3080.3	4541.4	4544.6	3168.2	2842.9
70°	341.9	344.0	362.5	440.9	490.2	657.0	2731.4	4506.7	4531.5	3224.4	2763.3
72.5°	228.4	234.0	271.1	366.0	471.4	497.2	1649.2	3867.3	3962.6	3097.9	2370.8
75°	128.8	132.9	177.1	276.0	444.2	473.5	871.1	2849.1	2941.3	2590.6	1828.2
77.5°	63.2	65.4	100.1	178.1	371.4	451.2	494.1	1935.3	2040.5	1690.9	1034.0
80°	26.7	27.9	50.1	109.9	265.5	430.6	366.9	1191.1	1204.1	662.4	275.5
82.5°	10.3	10.6	21.1	68.6	168.7	335.7	306.9	564.7	551.1	124.7	62.8
85°	1.2	1.4	7.7	41.2	93.9	172.7	249.3	243.4	225.2	24.8	32.3
87.5°	0.0	0.0	0.5	12.6	27.9	81.0	129.6	101.0	91.1	8.0	16.7
90°	0.0	0.0	0.0	0.0	0.0	0.0	0.0	0.0	0.0	0.0	0.0



REPORT NUMBER: P385488  
 CATALOG NUMBER: GWC-SA1A-740-U-SL2-HSS

**CANDELA DISTRIBUTION (continued):**

	90°	95°	105°	115°	125°	135°	145°	155°	165°	175°	180°
0°	1041.9	1041.9	1041.9	1041.9	1041.9	1041.9	1041.9	1041.9	1041.9	1041.9	1041.9
2.5°	1039.3	1037.5	1028.1	1014.5	1001.6	985.5	970.2	960.9	953.6	948.7	954.5
5°	1042.1	1034.4	1005.8	969.1	933.2	892.7	855.0	823.1	810.6	796.6	802.9
7.5°	1041.2	1026.7	975.2	910.0	844.0	775.8	711.3	661.6	635.7	610.4	616.9
10°	1036.8	1012.4	934.4	837.8	739.0	641.0	549.4	479.8	440.9	405.6	410.7
12.5°	1027.2	993.2	886.3	755.1	623.0	493.7	386.4	297.3	249.5	228.4	231.0
15°	1021.5	974.5	835.3	671.3	499.1	343.9	236.2	175.7	153.9	146.9	147.8
17.5°	1018.7	956.6	782.6	575.6	372.5	219.0	152.7	134.7	130.0	128.8	129.1
20°	1015.9	938.4	728.4	480.8	256.6	147.2	125.4	120.2	118.5	116.9	117.2
22.5°	1011.2	921.0	670.1	384.9	173.1	119.5	113.1	108.0	104.3	102.4	102.8
25°	1005.4	902.7	610.6	286.6	126.3	106.6	100.5	93.3	89.0	85.5	85.7
27.5°	996.2	880.2	549.2	208.7	106.1	95.4	87.2	79.4	72.1	68.0	68.0
30°	983.3	854.7	481.0	149.3	95.1	84.4	74.5	64.7	56.9	53.2	52.9
32.5°	969.0	828.2	412.1	113.2	86.4	74.1	62.8	52.5	45.5	42.6	42.4
35°	956.8	799.6	343.3	94.9	77.6	64.2	51.8	43.1	37.5	35.1	34.9
37.5°	948.9	770.9	276.3	84.8	69.8	55.0	43.4	35.6	31.6	29.7	29.5
40°	947.7	749.7	215.1	77.1	62.5	46.8	36.3	30.2	26.5	24.4	24.3
42.5°	963.6	737.5	165.0	70.7	55.0	39.6	30.9	25.8	22.0	19.9	19.7
45°	1005.3	741.3	127.0	64.9	47.5	33.5	26.2	21.5	18.0	16.4	16.1
47.5°	1081.3	767.8	101.0	59.1	40.3	28.4	22.3	17.8	14.8	13.3	13.1
50°	1216.7	830.1	84.4	52.9	33.7	24.3	18.5	14.5	12.0	10.6	10.5
52.5°	1396.4	941.1	75.4	46.8	27.9	20.6	15.2	11.5	9.4	8.4	8.2
55°	1594.6	1075.4	69.4	40.1	22.9	17.1	12.0	9.1	7.3	6.5	6.1
57.5°	1788.1	1191.8	63.9	33.7	19.0	14.0	9.6	7.2	5.8	4.9	4.7
60°	1965.8	1298.7	57.4	27.0	15.5	11.0	7.5	5.6	4.5	3.7	3.7
62.5°	2156.2	1381.4	48.5	21.1	12.7	8.4	6.1	5.1	3.7	3.1	3.0
65°	2357.9	1442.8	38.0	16.4	9.9	6.3	5.1	5.2	3.0	2.3	2.1
67.5°	2506.8	1430.6	28.1	12.9	7.7	4.9	4.9	5.6	2.6	1.7	1.6
69°	2474.1	1331.3	23.6	11.2	6.6	4.2	4.5	5.6	2.4	1.6	1.4
70°	2379.0	1221.4	20.8	9.9	5.9	3.8	4.4	5.4	2.3	1.6	1.4
72.5°	1981.2	919.9	16.2	7.5	4.7	3.1	3.7	4.7	2.3	1.6	1.2
75°	1490.3	588.8	12.4	5.4	3.5	2.4	2.8	3.5	2.3	1.4	1.2
77.5°	810.9	212.3	8.9	3.7	2.4	1.9	1.9	2.6	2.1	1.0	0.7
80°	208.5	53.4	5.6	2.4	1.9	1.4	1.2	1.7	1.2	0.2	0.0
82.5°	51.5	12.0	3.0	1.7	1.4	0.5	0.5	0.9	0.5	0.0	0.0
85°	28.3	5.9	1.9	1.2	0.7	0.0	0.0	0.2	0.0	0.0	0.0
87.5°	14.5	1.7	0.5	0.3	0.2	0.0	0.0	0.0	0.0	0.0	0.0
90°	0.0	0.0	0.0	0.0	0.0	0.0	0.0	0.0	0.0	0.0	0.0



Signify Classified - Internal  
Cooper Lighting Solutions Photometric Lab  
1121 Highway 74 South  
Peachtree City, GA 30269

Scaled Data Report



Report Generated By 670245982

Signify Classified - Internal  
Cooper Lighting Solutions Photometric Lab  
1121 Highway 74 South  
Peachtree City, GA 30269

Scaled Data Report



Signify Classified - Internal  
Cooper Lighting Solutions Photometric Lab  
1121 Highway 74 South  
Peachtree City, GA 30269

Scaled Data Report



Signify Classified - Internal  
Cooper Lighting Solutions Photometric Lab  
1121 Highway 74 South  
Peachtree City, GA 30269

Scaled Data Report





--- HS    — SS

Signify Classified - Internal  
Cooper Lighting Solutions Photometric Lab  
1121 Highway 74 South  
Peachtree City, GA 30269

Scaled Data Report



u

Signify Classified - Internal  
Cooper Lighting Solutions Photometric Lab  
1121 Highway 74 South  
Peachtree City, GA 30269

Scaled Data Report



Signify Classified - Internal  
Cooper Lighting Solutions Photometric Lab  
1121 Highway 74 South  
Peachtree City, GA 30269

Scaled Data Report



(END OF REPORT)